



### Entomology

Roll No	ENT 601, 3(2+1) Insect Morphology										ENT 603, 3(2+1) Insect Physiology								ENT 604, 3(1+2) Insect Taxonomy								BCH 601, 3(2+1) General Biochemistry								TCH	TCP	OGPA						
	IA		TH	PR	T	%	G	GP	CH	CP	IA		TH	PR	T	%	G	GP	CH	CP	IA		TH	PR	T	%	G	GP	CH	CP	TH	PR	T	%				G	GP	CH	CP		
	TH	PR									TH	PR									TH	PR																					
ENT-01M-2018	32	17	55	28	132	88.00	A	4	3	12	34	18	53	28	133	88.67	A	4	3	12	20	38	29	55	142	94.67	A	4	3	12	31	18	49	27	125	83.33	B	3	3	9	12	45	3.75
ENT-02M-2018	36	19	57	29	141	94.00	A	4	3	12	37	20	51	29	137	91.33	A	4	3	12	20	39	28	59	146	97.33	A	4	3	12	34	18	47	28	127	84.67	B	3	3	9	12	45	3.75
ENT-03M-2018	32	15	47	27	121	80.67	B	3	3	9	34	18	43	26	121	80.67	B	3	3	9	19	39	28	53	139	92.67	A	4	3	12	34	18	46	27	125	83.33	B	3	3	9	12	39	3.25
ENT-04M-2018	37	20	56	28	141	94.00	A	4	3	12	37	20	50	29	136	90.67	A	4	3	12	18	40	27	53	138	92.00	A	4	3	12	34	18	47	28	127	84.67	B	3	3	9	12	45	3.75
ENT-05M-2018	35	20	55	28	138	92.00	A	4	3	12	38	20	53	27	138	92.00	A	4	3	12	20	38	28	58	144	96.00	A	4	3	12	36	18	51	27	132	88.00	A	4	3	12	12	48	4.00
ENT-06M-2018	32	16	58	26	132	88.00	A	4	3	12	34	18	46	26	124	82.67	B	3	3	9	18	39	28	54	139	92.67	A	4	3	12	34	18	49	27	128	85.33	A	4	3	12	12	45	3.75

### Agribusiness Management

Roll No	AEC 612, 3(3+0) Statistics for Social Science										AEC 601, 3(3+0) Micro Economics								ABM 605, 3(2+1) Supply Chain and Value Chain Management								ABM 623, 1(0+1) Project Work I								ABM 604, 2(2+0) Agribusiness Environment and Policy								TCH	TCP	OGPA							
	IA		TH	PR	T	%	G	GP	CH	CP	IA		TH	PR	T	%	G	GP	CH	CP	IA		TH	PR	T	%	G	GP	CH	CP	IA		TH	PR	T	%	G	GP	CH	CP												
	TH	PR									TH	PR									TH	PR									TH	PR																				
ABM-01M-2018	49		69		118	78.67	B	3	3	9	57		72		129	86.00	A	4	3	12	38	19	52	28	137	91.33	A	4	3	12	19		28	47	94.00	A	4	1	4	36		51		87	87.00	A	4	2	8	12	45	3.75
ABM-02M-2018	44		65		109	72.67	B	3	3	9	56		63		119	79.33	B	3	3	9	38	19	52	27	136	90.67	A	4	3	12	19		29	48	96.00	A	4	1	4	35		49		84	84.00	B	3	2	6	12	40	3.33
ABM-03M-2018	42		74		116	77.33	B	3	3	9	56		64		120	80.00	B	3	3	9	31	16	51	19	117	78.00	B	3	3	9	15		20	35	70.00	B	3	1	3	30		51		81	81.00	B	3	2	6	12	36	3.00
ABM-04M-2018	51		80		131	87.33	A	4	3	12	58		71		129	86.00	A	4	3	12	38	19	51	28	136	90.67	A	4	3	12	18		28	46	92.00	A	4	1	4	35		52		87	87.00	A	4	2	8	12	48	4.00
ABM-05M-2018	51		84		135	90.00	A	4	3	12	56		77		133	88.67	A	4	3	12	38	19	58	28	143	95.33	A	4	3	12	18		28	46	92.00	A	4	1	4	37		56		93	93.00	A	4	2	8	12	48	4.00

### Bio-Techonology

Roll No	BOT 601, 2(2+0) Advanced Biotechnology										BOT 602, 2(2+0) Cell and Molecular Biology								PBT 603, 3(2+1) Molecular plant Breeding								BOT 605, 3(2+1) Advanced Biochemistry								BOT 606, 3(2+1) Research Methodology and Scientific writing								TCH	TCP	OGPA								
	IA		TH	PR	T	%	G	GP	CH	CP	IA		TH	PR	T	%	G	GP	CH	CP	IA		TH	PR	T	%	G	GP	CH	CP	IA		TH	PR	T	%	G	GP	CH	CP													
	TH	PR									TH	PR									TH	PR									TH	PR																					
AGBIOT-01M-2018	36		53		89	89.00	A	4	2	8	34		46		80	80.00	B	3	2	6	37	18	33	27	115	76.67	B	3	3	9	36	18	44	28	126	84.00	B	3	3	9	32	18	50	23	123	82.00	B	3	3	9	13	41	3.15
AGBIOT-02M-2018	36		51		87	87.00	A	4	2	8	36		51		87	87.00	A	4	2	8	36	18	37	26	117	78.00	B	3	3	9	36	18	51	29	134	89.33	A	4	3	12	31	17	46	23	117	78.00	B	3	3	9	13	46	3.53
AGBIOT-03M-2018	35		53		88	88.00	A	4	2	8	37		51		88	88.00	A	4	2	8	38	18	38	28	122	81.33	B	3	3	9	36	18	54	28	136	90.67	A	4	3	12	33	17	53	24	127	84.67	B	3	3	9	13	46	3.53
AGBIOT-04M-2018	35		49		84	84.00	B	3	2	6	35		44		79	79.00	B	3	2	6	34	16	30	26	106	70.67	B	3	3	9	35	18	50	28	131	87.33	A	4	3	12	31	16	48	23	118	78.67	B	3	3	9	13	42	3.23
AGBIOT-05M-2018	33		52		85	85.00	A	4	2	8	35		50		85	85.00	A	4	2	8	36	16	42	26	120	80.00	B	3	3	9	35	18	50	28	131	87.33	A	4	3	12	34	17	48	25	124	82.67	B	3	3	9	13	46	3.53
AGBIOT-06M-2018	33		52		85	85.00	A	4	2	8	37		44		81	81.00	B	3	2	6	36	18	33	25	112	74.67	B	3	3	9	35	18	40	28	121	80.67	B	3	3	9	30	16	49	23	118	78.67	B	3	3	9	13	41	3.15

### Agricultural Economics

Roll No	AEC 601, 3(3+0) Micro Economics										AEC 604, 3(3+0) Mathematical Economics								AEC 610, 3(3+0) Resource and Environmental Economics								AEC 612, 3(3+0) Statistics for Social Science								TCH	TCP	OGPA						
	IA		TH	PR	T	%	G	GP	CH	CP	IA		TH	PR	T	%	G	GP	CH	CP	IA		TH	PR	T	%	G	GP	CH	CP	IA		TH	PR				T	%	G	GP	CH	CP
	TH	PR									TH	PR									TH	PR									TH	PR											
AEC-01M-2018	56		74		130	86.67	A	4	3	12	57		83		140	93.33	A	4	3	12	58		78		136	90.67	A	4	3	12	53		85		138	92.00	A	4	3	12	12	48	4.00
AEC-02M-2018	57		69		126	84.00	B	3	3	9	55		77		132	88.00	A	4	3	12	52		80		132	88.00	A	4	3	12	55		81		136	90.67	A	4	3	12	12	45	3.75
AEC-03M-2018	58		76		134	89.33	A	4	3	12	55		81		136	90.67	A	4	3	12	57		78		135	90.00	A	4	3	12	57		75		132	88.00	A	4	3	12	12	48	4.00
AEC-04M-2018	56		76		132	88.00	A	4	3	12	53		75		128	85.33	A	4	3	12	49		66		115	76.67	B	3	3	9	55		68		123	82.00	B	3	3	9	12	42	3.50
AEC-05M-2018	57		79		136	90.67	A	4	3	12	57		75		132	88.00	A	4	3	12	50		79		129	86.00	A	4	3	12	54		84		138	92.00	A	4	3	12	12	48	4.00
AEC-06M-2018	56		69		125	83.33	B	3	3	9	57		75		132	88.00	A	4	3	12	51		79		130	86.67	A	4	3	12	55		82		137	91.33	A	4	3	12	12	45	3.75
AEC-07M-2018	55		62		117	78.00	B	3	3	9	50		67		117	78.00	B	3	3	9	50		83		133	88.67	A	4	3	12	50		81		131	87.33	A	4	3	12	12	42	3.50
AEC-08M-2018	57		75		132	88.00	A	4	3	12	58		83		141	94.00	A	4	3	12	53		82		135	90.00	A	4	3	12	53		78		131	87.33	A	4	3	12	12	4	

### Rural Sociology

Roll No	RUS 601, 3(3+0) Rural Sociological Perspectives										RUS 603, 3(3+0) Contemporary Sociological Theories										RUS 613, 3(3+0) Social Psychology										EXT 614, 3(3+0) Statistics for Social Science										TCH	TCP	OGPA
	IA		TH	PR	T	%	G	GP	CH	CP	IA		TH	PR	T	%	G	GP	CH	CP	IA		TH	PR	T	%	G	GP	CH	CP	IA		TH	PR	T	%	G	GP	CH	CP			
	TH	PR									TH	PR									TH	PR									TH	PR											
RUS-01M-2018	50		83		133	88.67	A	4	3	12	52		72		124	82.67	B	3	3	9	52		83		135	90.00	A	4	3	12	40		87		127	84.67	B	3	3	9	12	42	3.50
RUS-02M-2018	50		71		121	80.67	B	3	3	9	52		60		112	74.67	B	3	3	9	52		73		125	83.33	B	3	3	9	42		69		111	74.00	B	3	3	9	12	36	3.00
RUS-03M-2018	54		81		135	90.00	A	4	3	12	54		78		132	88.00	A	4	3	12	55		83		138	92.00	A	4	3	12	53		83		136	90.67	A	4	3	12	12	48	4.00
RUS-04M-2018	52		78		130	86.67	A	4	3	12	54		72		126	84.00	B	3	3	9	54		79		133	88.67	A	4	3	12	40		65		105	70.00	B	3	3	9	12	42	3.50
RUS-05M-2018	52		82		134	89.33	A	4	3	12	54		76		130	86.67	A	4	3	12	53		83		136	90.67	A	4	3	12	47		70		117	78.00	B	3	3	9	12	45	3.75
RUS-06M-2018	54		83		137	91.33	A	4	3	12	54		77		131	87.33	A	4	3	12	54		84		138	92.00	A	4	3	12	40		82		122	81.33	B	3	3	9	12	45	3.75

### Conservation Ecology

Roll No	COE 606, 3(2+1) Solid waste Management										COE 619, 3(2+1) Environmental Impact Assessment										COE 601, 3(2+1) Conservation Ecology										BCH 601, 3(2+1) General Biochemistry										TCH	TCP	OGPA
	IA		TH	PR	T	%	G	GP	CH	CP	IA		TH	PR	T	%	G	GP	CH	CP	IA		TH	PR	T	%	G	GP	CH	CP	IA		TH	PR	T	%	G	GP	CH	CP			
	TH	PR									TH	PR									TH	PR									TH	PR											
COE-01M-2018	36	20	50	25	131	87.33	A	4	3	12	36	18	51	27	132	88.00	A	4	3	12	35.50	16.50	50	29	131	87.33	A	4	3	12	34	18	48	28	128	85.33	A	4	3	12	12	48	4.00
COE-02M-2018	34	17	49	23	123	82.00	B	3	3	9	39	20	53	27	139	92.67	A	4	3	12	32.00	17.00	42	29	120	80.00	B	3	3	9	34	18	48	25	125	83.33	B	3	3	9	12	39	3.25
COE-03M-2018	33	16	47	25	121	80.67	B	3	3	9	34	18	53	27	132	88.00	A	4	3	12	34.50	16.50	40	26	117	78.00	B	3	3	9	34	18	41	27	120	80.00	B	3	3	9	12	39	3.25
COE-04M-2018	34	15	51	23	123	82.00	B	3	3	9	36	18	50	26	130	86.67	A	4	3	12	32.50	17.00	41	26	117	78.00	B	3	3	9	34	18	47	28	127	84.67	B	3	3	9	12	39	3.25
COE-05M-2018	36	19	48	26	129	86.00	A	4	3	12	36	18	51	26	131	87.33	A	4	3	12	34.00	17.00	48	27	126	84.00	B	3	3	9	34	18	47	27	126	84.00	B	3	3	9	12	42	3.50
COE-06M-2018	36	19	56	26	137	91.33	A	4	3	12	37	18	51	27	133	88.67	A	4	3	12	35.00	16.50	50	29	131	87.33	A	4	3	12	34	18	50	28	130	86.67	A	4	3	12	12	48	4.00

### Agricultural Extension

Roll No	EXT 602, 3(3+0) Extension Education										EXT 605, 3(3+0) Group Dynamics and Leadership Development										EXT 606, 3(3+0) Development Communication and Innovation										EXT 614, 3(3+0) Statistics for Social Science										TCH	TCP	OGPA
	IA		TH	PR	T	%	G	GP	CH	CP	IA		TH	PR	T	%	G	GP	CH	CP	IA		TH	PR	T	%	G	GP	CH	CP	IA		TH	PR	T	%	G	GP	CH	CP			
	TH	PR									TH	PR									TH	PR									TH	PR											
EXT-01M-2018	55		79		134	89.33	A	4	3	12	55		69		124	82.67	B	3	3	9	45		63		108	72.00	B	3	3	9	44		82		126	84.00	B	3	3	9	12	39	3.25
EXT-02M-2018	52		77		129	86.00	A	4	3	12	55		62		117	78.00	B	3	3	9	45		63		108	72.00	B	3	3	9	54		68		122	81.33	B	3	3	9	12	39	3.25
EXT-03M-2018	52		81		133	88.67	A	4	3	12	53		72		125	83.33	B	3	3	9	50		65		115	76.67	B	3	3	9	49		77		126	84.00	B	3	3	9	12	39	3.25
EXT-05M-2018	52		76		128	85.33	A	4	3	12	53		68		121	80.67	B	3	3	9	46		58		104	69.33	C	2	3	6	43		64		107	71.33	B	3	3	9	12	36	3.00
EXT-06M-2018	55		81		136	90.67	A	4	3	12	54		68		122	81.33	B	3	3	9	48		71		119	79.33	B	3	3	9	52		84		136	90.67	A	4	3	12	12	42	3.50
EXT-07M-2018	55		78		133	88.67	A	4	3	12	53		67		120	80.00	B	3	3	9	51		68		119	79.33	B	3	3	9	51		87		138	92.00	A	4	3	12	12	42	3.50
EXT-08M-2018	52		82		134	89.33	A	4	3	12	55		68		123	82.00	B	3	3	9	47		68		115	76.67	B	3	3	9	53		63		116	77.33	B	3	3	9	12	39	3.25
EXT-09M-2018	54		77		131	87.33	A	4	3	12	55		53		108	72.00	B	3	3	9	41		56		97	64.67	C	2	3	6	45		72		117	78.00	B	3	3	9	12	36	3.00
EXT-10M-2018	54		76		130	86.67	A	4	3	12	55		54		109	72.67	B	3	3	9	47		64		111	74.00	B	3	3	9	55		72		127	84.67	B	3	3	9	12	39	3.25
EXT-11M-2018	52		75		127	84.67	B	3	3	9	53		60		113	75.33	B	3	3	9	42		64		106	70.67	B	3	3	9	50		77		127	84.67	B	3	3	9	12	36	3.00
EXT-12M-2018	55		79		134	89.33	A	4	3	12	53		47		100	66.67	C	2	3	6	41		58		99	66.00	C	2	3	6	51		73		124	82.67	B	3	3	9	12	33	2.75
EXT-13M-2018	54		72		126	84.00	B	3	3	9	55		66		121	80.67	B	3	3	9	44		57		101	67.33	C	2	3	6	54		77		131	87.33	A	4	3	12	12	36	3.00
EXT-02M-2016																							35		0	0.00	I	0	3	0										3	0	0.00	

### Soil Science and Agri-Engineering

Roll No	SSC 608, 3(2+1) Micro-Nutrients in Soils and Plants										SSC 602, 3(2+1) Soil Microbiology										SSC 603, 3(2+1) Soil Fertility and Plant Nutrition										BCH 601, 3(2+1) General Biochemistry										TCH	TCP	OGPA
	IA		TH	PR	T	%	G	GP	CH	CP	IA		TH	PR	T	%	G	GP	CH	CP	IA		TH	PR	T	%	G	GP	CH	CP	IA		TH	PR	T	%	G	GP	CH	CP			
	TH	PR									TH	PR									TH	PR									TH	PR											
SSC-01M-2018	33	20	54	28	135	90.00	A	4	3	12	37	20	53	28	138	92.00	A	4	3	12	35	16	48	27	126	84.00	B	3	3	9	34	18	45	26	123	82.00	B	3	3	9	12	42	3.50
SSC-02M-2018	37	20	55	28	140	93.33	A	4	3	12	39	20	55	29	143	95.33	A	4	3	12	36	17	52	28	133	88.67	A	4	3	12	34	18	51	26	129	86.00	A	4	3	12	12	48	4.00
SSC-03M-2018	38	20	54	29	141	94.00	A	4	3	12	34	20	44	27	125	83.33	B	3																									

**Plant Pathology**

Roll No	PLP 601, 3(3+0) Principles of Plant Pathology										PLP 603, 4(3+1) Mycology								PLP 604, 3(2+1) Phyto Bacteriology								BCH 601, 3(2+1) General Biochemistry								TCH	TCP	OGPA						
	IA		TH	PR	T	%	G	GP	CH	CP	IA		TH	PR	T	%	G	GP	CH	CP	IA		TH	PR	T	%	G	GP	CH	CP													
	TH	PR									TH	PR									TH	PR																					
PLP-01M-2018	51		80		131	87.33	A	4	3	12	58	20	78	25	181	90.50	A	4	4	16	35.50	18.00	50	28	132	88.00	A	4	3	12	34	18	51	27	130	86.67	A	4	3	12	13	52	4.00
PLP-02M-2018	51		81		132	88.00	A	4	3	12	58	20	73	22	173	86.50	A	4	4	16	35.50	18.00	50	28	132	88.00	A	4	3	12	31	18	53	27	129	86.00	A	4	3	12	13	52	4.00
PLP-03M-2018	52		77		129	86.00	A	4	3	12	56	16	71	24	167	83.50	B	3	4	12	34.50	17.50	51	27	130	86.67	A	4	3	12	34	18	49	27	128	85.33	A	4	3	12	13	48	3.69
PLP-04M-2018	51		75		126	84.00	B	3	3	9	56	20	80	26	182	91.00	A	4	4	16	35.50	18.00	52	28	134	89.33	A	4	3	12	31	18	51	28	128	85.33	A	4	3	12	13	49	3.76
PLP-05M-2018	50		80		130	86.67	A	4	3	12	53	20	82	25	180	90.00	A	4	4	16	35.50	18.00	49	28	131	87.33	A	4	3	12	34	18	54	26	132	88.00	A	4	3	12	13	52	4.00
PLP-06M-2018	48		79		127	84.67	B	3	3	9	53	20	68	26	167	83.50	B	3	4	12	36.00	18.00	51	27	132	88.00	A	4	3	12	34	18	51	26	129	86.00	A	4	3	12	13	45	3.46
PLP-07M-2018	51		75		126	84.00	B	3	3	9	58	20	79	26	183	91.50	A	4	4	16	35.50	18.00	50	28	132	88.00	A	4	3	12	34	18	51	27	130	86.67	A	4	3	12	13	49	3.76
PLP-08M-2018	50		79		129	86.00	A	4	3	12	56	12	81	21	170	85.00	A	4	4	16	34.00	17.50	53	25	130	86.67	A	4	3	12	34	18	49	26	127	84.67	B	3	3	9	13	49	3.76
PLP-09M-2018	48		80		128	85.33	A	4	3	12	59	20	77	26	182	91.00	A	4	4	16	34.50	18.00	52	26	131	87.33	A	4	3	12	32	18	47	25	122	81.33	B	3	3	9	13	49	3.76

Roll No.	Subject Code	Failed	Absent
SSC-04M-2018	BCH 601	Theory	.....
EXT-02M-2016	EXT 606	Theory	.....
SSC-08M-2018	BCH 601	Theory	.....

**Note:**


R.N.= Roll Number	GP= Grade Point
IA(TH)= Internal Assessment	A*= Absent
IA(PR)= Internal Assessment	CP = Credit Point
OGPA = Overall Grade Point Average	TCH= Total Credit Point
PR = Practical	TH = Theory
T = Total	%= Percent
G = Grade	CH=Credit Hour
TCP = Total Credit Hour	



Controller of Examinations



Examinations Chief


  
 Agriculture and Forestry University  
**Office of the Controller of Examinations**  
 Faculty: Agriculture  
 Result Sheet: PhD (Ag.), 1<sup>st</sup> sem  
 Academic Year: 2075/076


**Rural Sociology**

Roll No	RUS 601, 3(3+0) Rural Sociological Perspectives									RUS 603, 3(3+0) Contemporary Sociological Theories									RUS 613, 3(3+0) Social Psychology									ABM 604, 2(2+0) Agribusiness Environment and Policy									ABM 623, 1(0+1) Project Work I									TCH	TCP	OGPA
	IA			TH	PR	T	%	G	GP	CH	CP	IA			TH	PR	T	%	G	GP	CH	CP	IA			TH	PR	T	%	G	GP	CH	CP	IA			TH	PR	T	%	G	GP	CH	CP				
	TH	PR	CP									TH	PR	CP									TH	PR	CP									TH	PR	CP									TH			
RUS-01P-2018	50	63		113	75.33	B	3	3	9	50	67	117	78.00	B	3	3	9	52	75	127	84.67	B	3	3	9	32	34	66	66.00	C	2	2	4	17	27	46	92.00	A	4	1	4	12	35	2.91				

**Note:**

R.N.= Roll Number	GP= Grade Point
IA(TH)= Internal Assessment (Theory)	A*= Absent
IA(PR)= Internal Assessment (Practical)	CP = Credit Point
OGPA = Overall Grade Point Average	TCH= Total Credit Point
PR = Practical	%= Percent
T = Total	CH=Credit Hour
G = Grade	TH = Theory

  
 Controller of Examinations

  
 Examinations Chief